

Approved by :

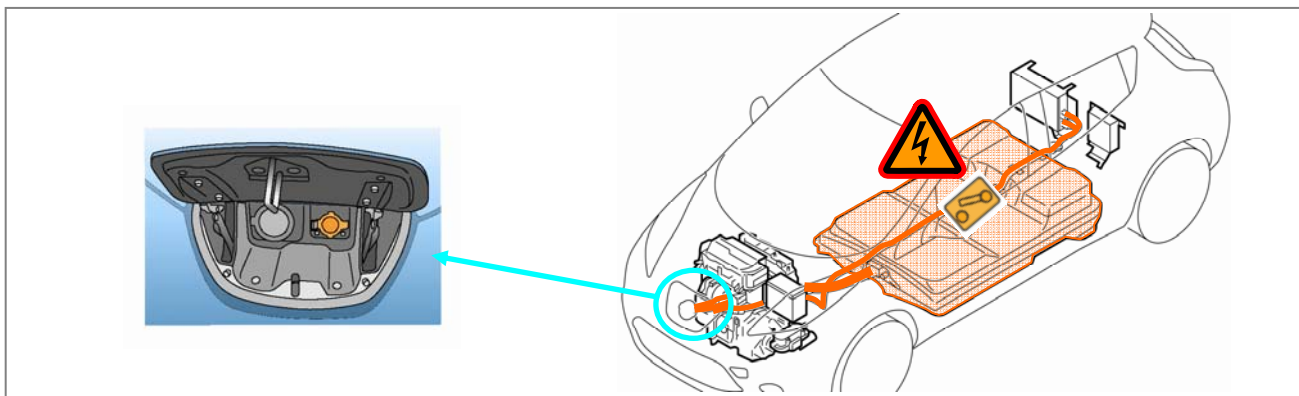
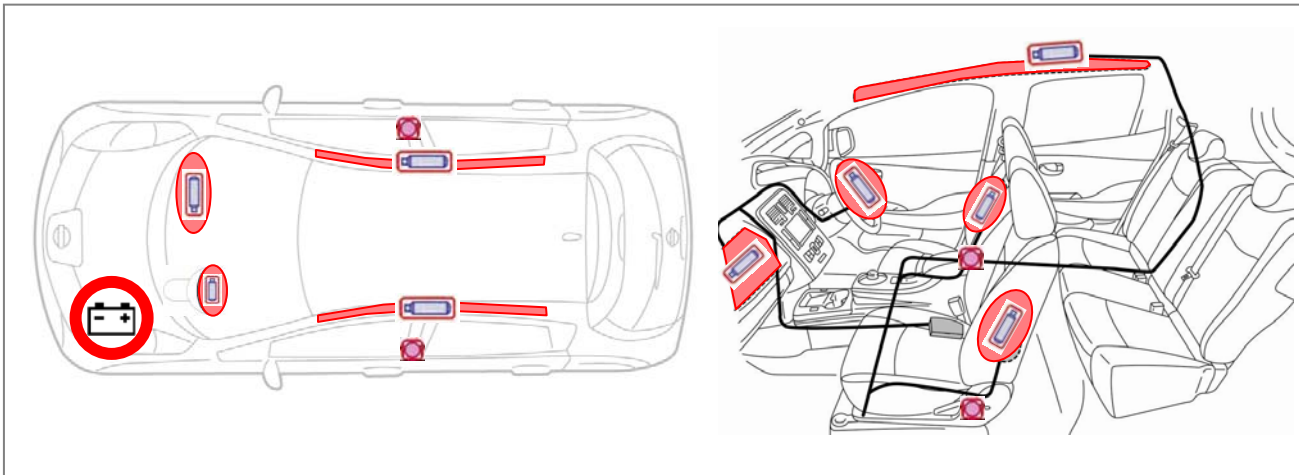


MINISTÈRE DE L'INTERIEUR,
DE L'OUTRE-MER
ET DES COLLECTIVITÉS TERRITORIALES

Nissan LEAF



	Main power	Stop & Start	Electric hybrid
Diesel			
Petrol			
Electric	Lithium-ion		

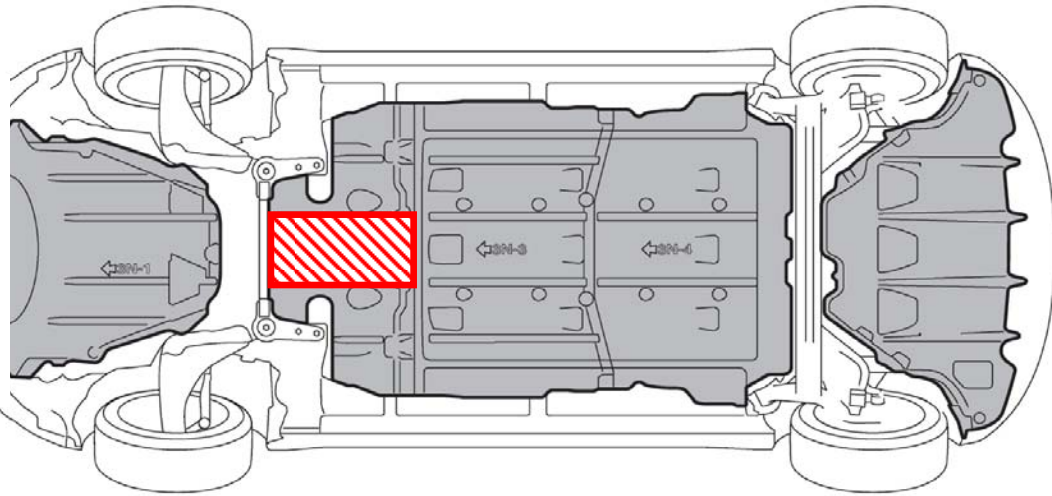


Key

	Difficult cutting area		Pyrotechnic cartridges		Fuel tank		High voltage circuit
	Danger area		Airbag		Low voltage battery attachment		Service Plug (high voltage cut off)
	Shaded colour = Specific danger relating to power (see above chart)		Low voltage battery feeding the pyrotechnics				High voltage battery

Marque	Modèle	Silhouette(s)	Année de lancement	Référence interne	Date création	Date mise à jour	N° de version
Nissan	LEAF	-	2010	RC12E-ZE0E0	01/12/2011	01/12/2011	1.0

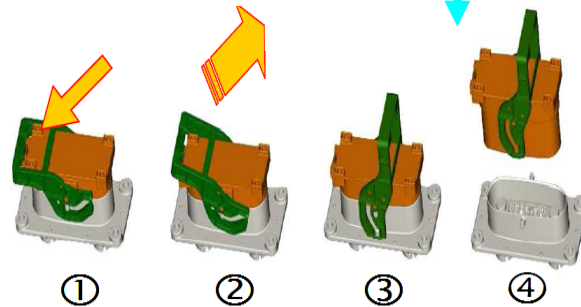
Front of vehicle



Area where lifting and supporting is prohibited



Earth strap, do not cut



Comments



5-seater vehicle

Bonnet lock release lever located at the bottom of driver's side, on the door side.

400V Li-ion battery

Wearing personal protection equipment is mandatory whilst work is being carried out.

Do not touch or cut the orange-coloured 400V cables

NEVER cut through the Li-ion battery

Refer to FRG for rendering the vehicle safe

In the event of a fire in the vehicle, after putting it out, swamp the Li-ion battery via the Service Plug (located at the centre of the passenger compartment).

Marque	Modèle	Silhouette(s)	Année de lancement	Référence interne	Date création	Date mise à jour	N° de version
Nissan	LEAF	-	2010	RC12E-ZE0E0	01/12/2011	01/12/2011	1.0