

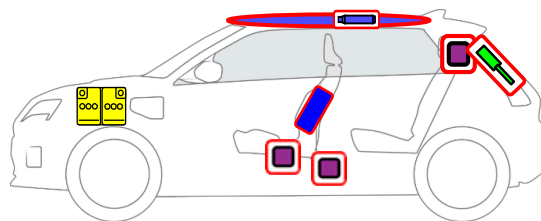
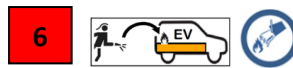
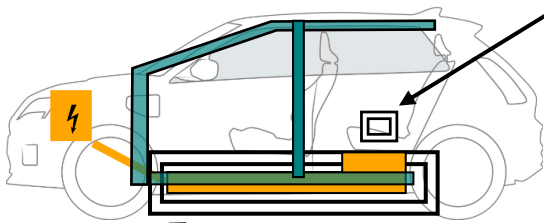
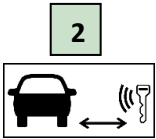
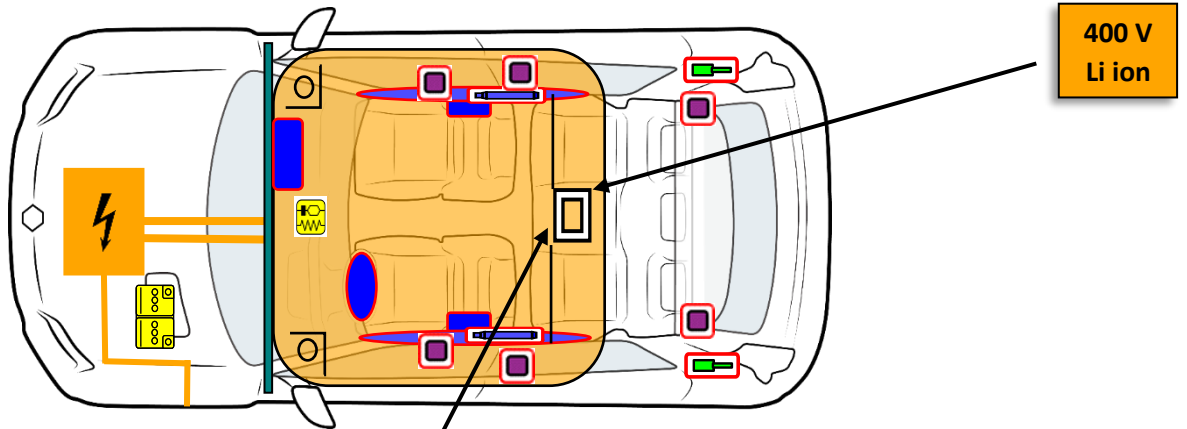


NISSAN



# Micra 100% Electric

( 2025 - )



	Airbag		Gas generator		Seat belt pretensioner		SRS control unit
	Low voltage battery		Gas strut / pre-loaded spring		High resistance zone		Area requiring special attention
	Battery, high voltage		High voltage power cable		High voltage component		

In consultation with



MINISTÈRE DE L'INTÉRIEUR

Internal reference

RS-NS1B1 (B1322)-2025

Date

01/07/2025


Version

1

Page

1 / 4

## 1. Identification / recognition




## 2. Immobilization / stabilization / lifting

### Engine stop



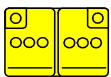
### No lift zone



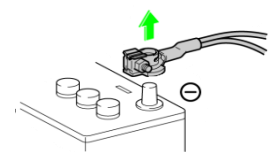
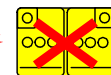

Orange wiring area

## 3. Disable direct hazards / safety regulations

### 12 Volt battery



Hood opening



### 400 Volt battery

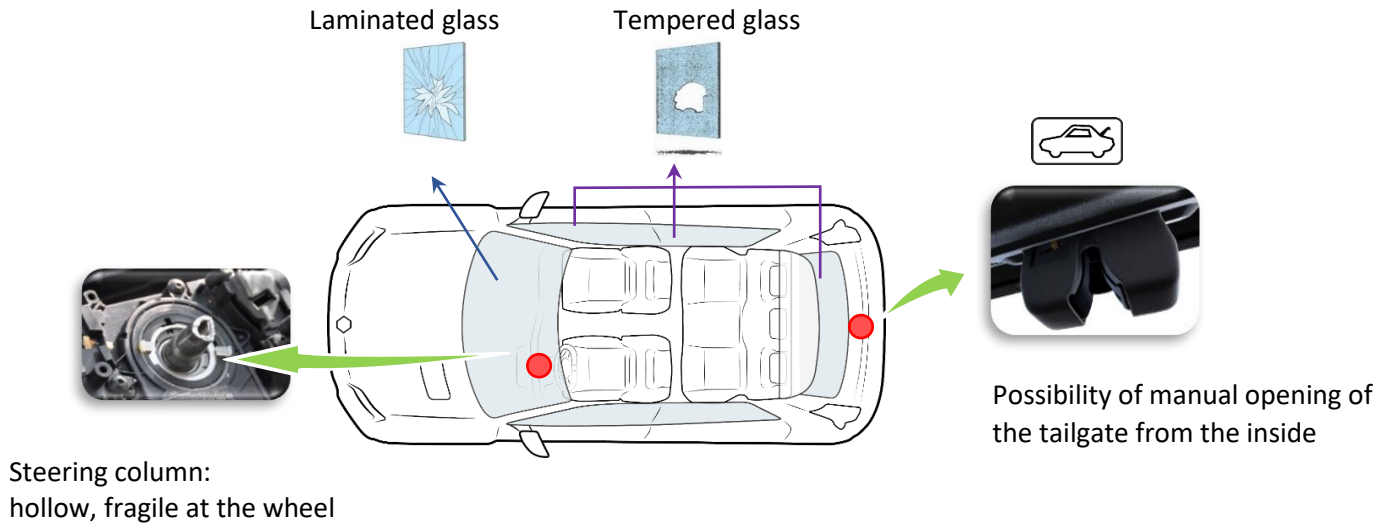


Any airbag triggering guarantees automatic disconnection of the 400V battery:  
**No disconnection system => no manual action required**

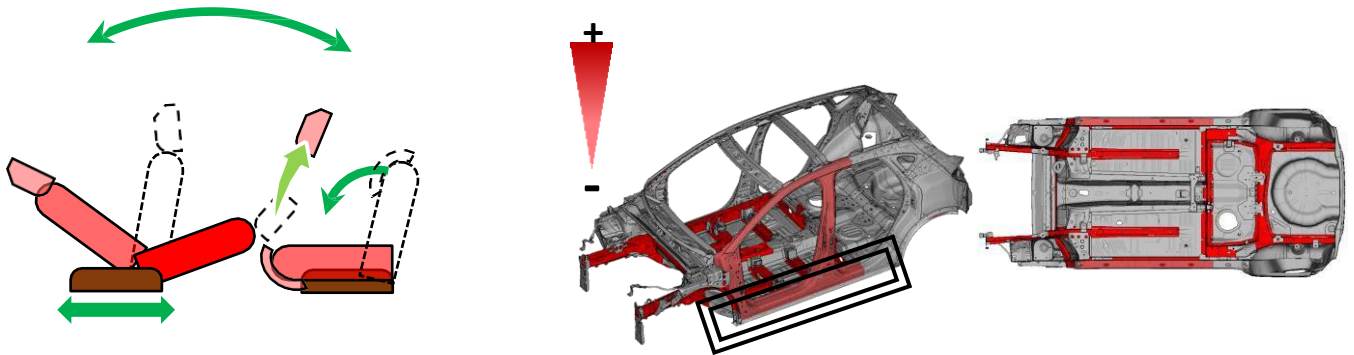
**But, without airbag triggering, and if extrication is necessary, disconnect the 12V battery**

Internal reference	Date	Version	Page
RS-NS1B1 (B1322)-2025	01/07/2025	1	<b>2 / 4</b>


## 4. Access to the occupants



## POSSIBLE SEAT MOVEMENTS REINFORCED STEEL


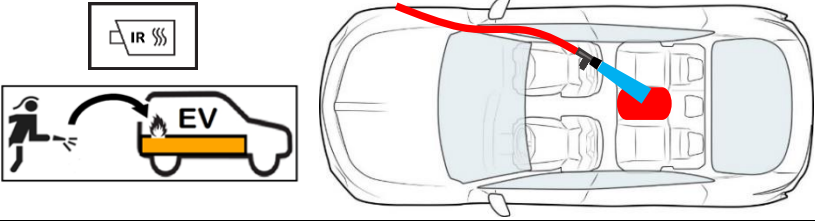


## 5. Stored energy / liquids / gases / solids

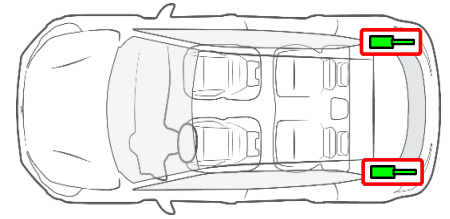
	Lithium-Ion	40/52 kW.h	400 V	Aluminum housing
---	-------------	------------	-------	------------------

## 6. In case of fire



Vehicle fire without thermal runaway of the high-voltage battery	Vehicle fire with thermal runaway of the high-voltage battery
<ul style="list-style-type: none"> <li>Extinguish the vehicle fire.</li> <li>Monitor the temperature of the high-voltage battery.</li> </ul> 	<ul style="list-style-type: none"> <li>Extinguish the vehicle fire.</li> <li>Extinguish the high-voltage battery fire with water through the dedicated "Fireman Access" port.</li> <li>Continue to cool the high-voltage battery through the "Fireman Access" port for at least 10 minutes.</li> <li>Monitor the temperature of the high-voltage battery.</li> </ul> 

### GAS SPRINGS



## 7. In case of submersion










No electrical risk  
After removing the vehicle from the water: disconnecting the 12 Volt battery

## 8. Towing / transportation / storage



## 10. Explanation of pictograms used

 Electric vehicle	 hood	 boot
 Use an infrared thermal camera	 Specific access to extinguish the battery fire	
Respiratory system 	Use water to put out the fire 	Do not break or open 